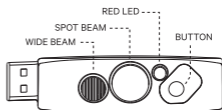


# quokka

## QUICK START GUIDE



## GET STARTED

### Quokka comes locked

To unlock hold the button for 5 seconds, light will unlock and turn on at the last used mode.

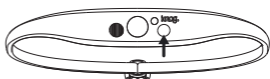


## OPERATION

**Turn On / Off:** Long press of the button.

**Modes:** To change between the 4 light modes, use a quick double press of the button. The modes are: Combo (Spot with Wide) / Spot Only / Wide Only / Red only.

**Brightness & Flash Setting:** To adjust the brightness or flash of a mode, use a single press of the button. The brightness settings are: High / Medium / Low / Medium Flash.



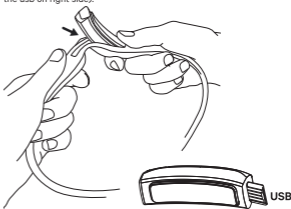
## CHARGING

**Fully charge the Quokka before first use.**

To charge, take the light out of the silicone strap. Then charge in any USB charge port.

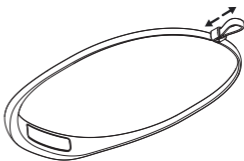
Charge time: 3.3 hr.

Pop out left side of the light first (to avoid damaging the usb on right side).



## HEADSTRAP

Secure the band with adjustable strap toggle. Once you've found your size you can set and forget.



## BATTERY INDICATOR

When the light is turned on/off the Red LED will flash twice to indicate battery is Low. When charging, the Red LED is on. Once fully charged, the Red charging LED turns off.

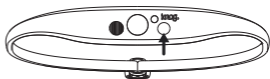


## LOCK BUTTON

### TO LOCK:

If light is off: After 1 second of holding button, the light will turn on, if button is held for an additional 4 seconds the Spot LED will flash 3 times to indicate the light is locked.

If light is on: After 1 second of holding button, the light will turn off, if button is held for an additional 4 seconds the Spot LED will flash 3 times to indicate the light is locked.



### TO UNLOCK:

Hold button for 5 seconds, light will unlock and turn on in the last used mode.

| Modes / Lumen | Max Lumen Runtime | Min Lumen Runtime |
|---------------|-------------------|-------------------|
| Combo 80 Lm   | 2.5 hr            | 16.5 hr           |
| Spot 60 Lm    | 3.5 hr            | 25 hr             |
| Wide 25 Lm    | 8 hr              | 48 hr             |
| Red 2.5 Lm    | 13.5 hr           | 70 hr             |

## CARE & MAINTENANCE

To clean: wipe with damp, lint-free cloth, don't use harsh chemicals, air dry, don't sun dry.

## WARRANTY

The light is guaranteed for 2 years against manufacturing defects only.