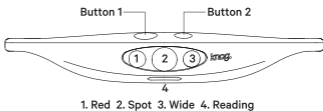


BANDICOOT & BANDICOOT RUN

QUICK START GUIDE



GET STARTED

Bandicoot comes locked

To unlock hold both buttons for 3 seconds

WHEN LIGHT IS ON

OPERATION	BUTTON 1	BUTTON 2
Short Press	Change Mode	Change Brightness
Double Press	Boost Mode	Halo Mode*
Press & Hold both buttons	Turn Off	

*Halo Mode only available with Bandicoot Run

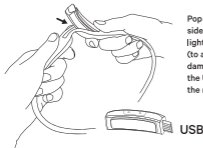
CHARGING

Fully charge the Bandicoot before the first use.

Pop out the inner pod to access the USB.

Then charge in any USB charge port.

Charge time: 4 Hr.

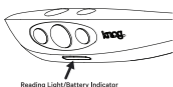


Pop out left side of the light first (to avoid damaging the USB on the right side).


USB

CHECKING BATTERY LEVEL

The reading lights show the battery level. When the Bandicoot is turned off, quick press any button.



Reading Light/Battery Indicator



Lights will flash while charging showing the battery level. When fully charged, 4 LEDs will flash for 2 mins then turn off.

MODES

Short press of button 1 to scroll through modes. The light will slowly dim to extend runtime, if you wish to go back to full output of your chosen mode, press button 1 once.

Modes: Boost, Spot, Ambient, Red LED & Reading.

MODE	OUTPUT (LUMEN)	MAX LUMEN RUNTIME HOURS	MIN LUMEN RUNTIME HOURS
BOOST	250	8	28
SPOT	200	12	36
AMBIENT	50	22	70
RED LED	4	25	72
READING	6	32	105

BRIGHTNESS

Short press of button 2 to scroll through the brightness settings.

Brightness: Max, High, Medium & Low.

OPERATION

Turn On: Long press of Button 1

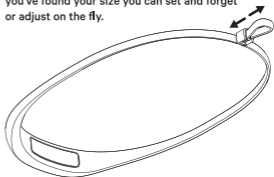
Turn Off: Long press of Button 1

WHEN LIGHT IS OFF

OPERATION	BUTTON 1	BUTTON 2
Short Press	Battery Charge Status	Battery Charge Status
Long Press	Turn light on/off	-
Press & Hold both buttons	Lock/Unlock Light	

ADJUSTABLE HEADSTRAP

The silicon strap adjusts with a toggle. Once you've found your size you can set and forget or adjust on the fly.



LOCK

If you accidentally press any button when the Bandicoot is locked the red light will flash twice.

To Lock/Unlock: Hold both buttons for 3 seconds.

White light will flash twice to show that the Bandicoot is unlocked. Red light will flash twice to show that the Bandicoot is locked.



BOOST MODE

Double click button 1 to activate boost mode, the bandicoot will power up to maximum.

LOW BATTERY

When the battery is low the light output will drop.

MODEMAKER

The Bandicoot is compatible with the ModeMaker app to allow customisation of the light modes. Open ModeMaker, plug the USB into your computer, drag and drop the modes you want and select upload.

CARE & MAINTENANCE

To clean: wipe with cloth, don't use harsh chemicals. Air-dry, don't sun-dry.

WARRANTY

The light is guaranteed for 2 years against manufacturing defects only.

See the website for more details KNOG.COM