BLINDER 900

QUICK START GUIDE

knog.
Blinder

WHAT'S IN THE PACK



knog.
Blinder

OPERATION

*NOTE THE BLINDER 900 IS PACKAGED IN DEMO-MODE. TO ENABLE FULL FUNCTION OF THE LIGHT, CONNECT IT TO A USB-C CHARGER.


POWER BUTTON
knog.
Blinder

LONG PRESS (2 SECS) - ON/OFF
QUICK PRESS - CHANGE MODE
DOUBLE PRESS - TOGGLE BETWEEN STEADY & FLASH MODES

QUICK PRESS WHEN OFF TO CHECK BATTERY STATUS

CHARGING


knog.
Blinder

LIFT THE CHARGING-PORT HATCH.


knog.
Blinder

INSERT USB TYPE-C CHARGING CABLE.



ONCE THE CHARGE CABLE IS INSERTED, THE POWER BUTTON WILL GLOW AMBER INDICATING THE LIGHT IS NOW IN CHARGING MODE.



ONCE FULLY CHARGED, THE POWER BUTTON WILL GLOW GREEN. AFTER 1 MINUTE THE GREEN LIGHT WILL TURN OFF.

BATTERY STATUS

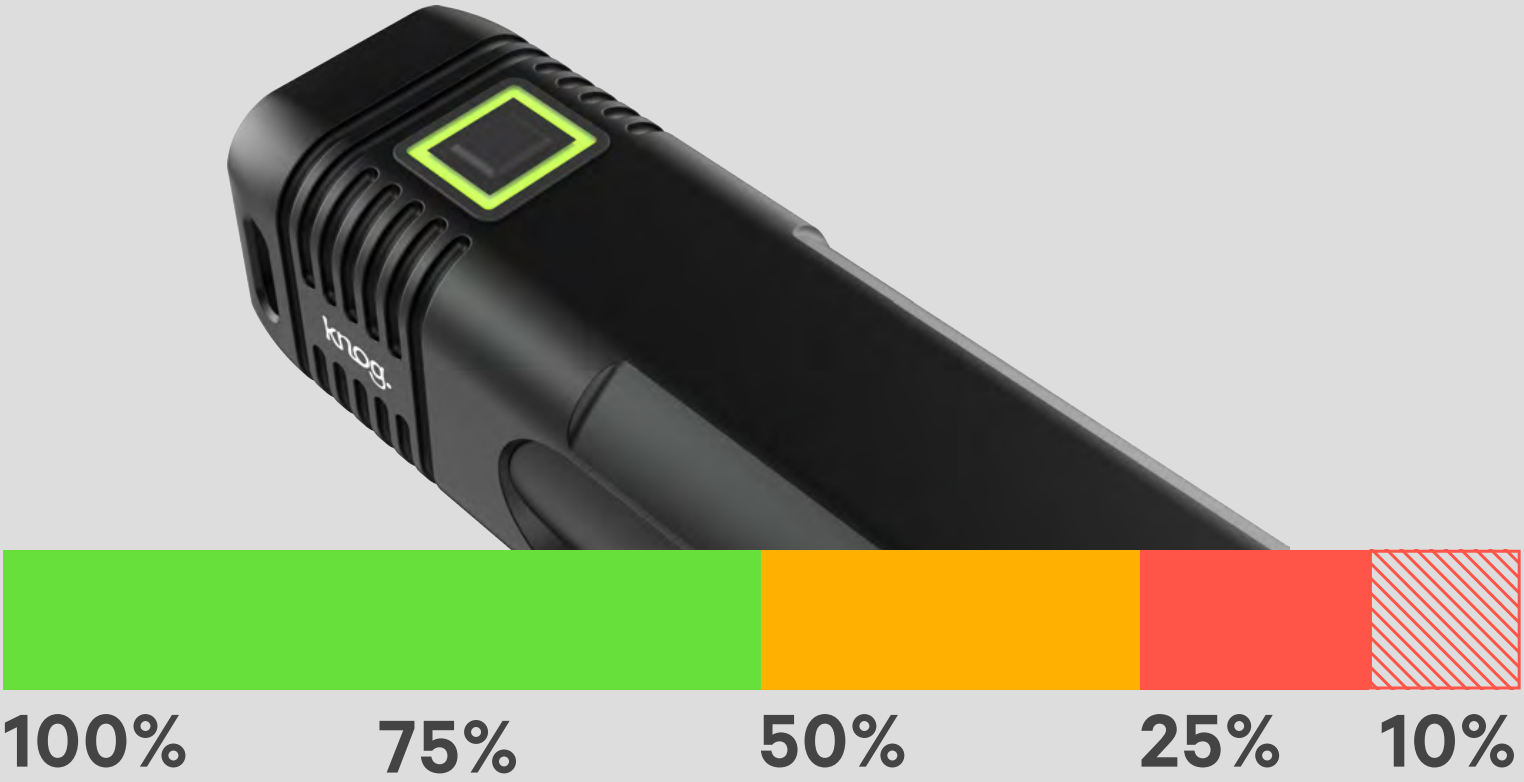
knog.
100%
75%
50%
25%
10%

A QUICK PRESS OF THE POWER BUTTON WHEN THE LIGHT IS SWITCHED OFF WILL INDICATE THE BATTERY STATUS.

⚠ WHEN THE POWER BUTTON LIGHT IS FLASHING RED, THE LIGHT'S OUTPUT WILL BE REDUCED TO 30% TO PRESERVE RUNTIME.

MOUNTING

BAR MOUNT


knog.
22.2 mm Ø BAR
26 mm Ø BAR
31.8 mm Ø BAR
35 mm Ø BAR

SELECT THE CORRESPONDING HOLE TO SUIT YOUR BAR DIAMETER.



FIRMLY HOLD THE MOUNT IN PLACE & STRETCH THE STRAP DOWNWARDS.



THEN PULL THE STRAP AROUND THE BAR & SECURE ON THE HOOK.

Blinder
knog.
knog.

PLACE THE LIGHT IN THE CRADLE.

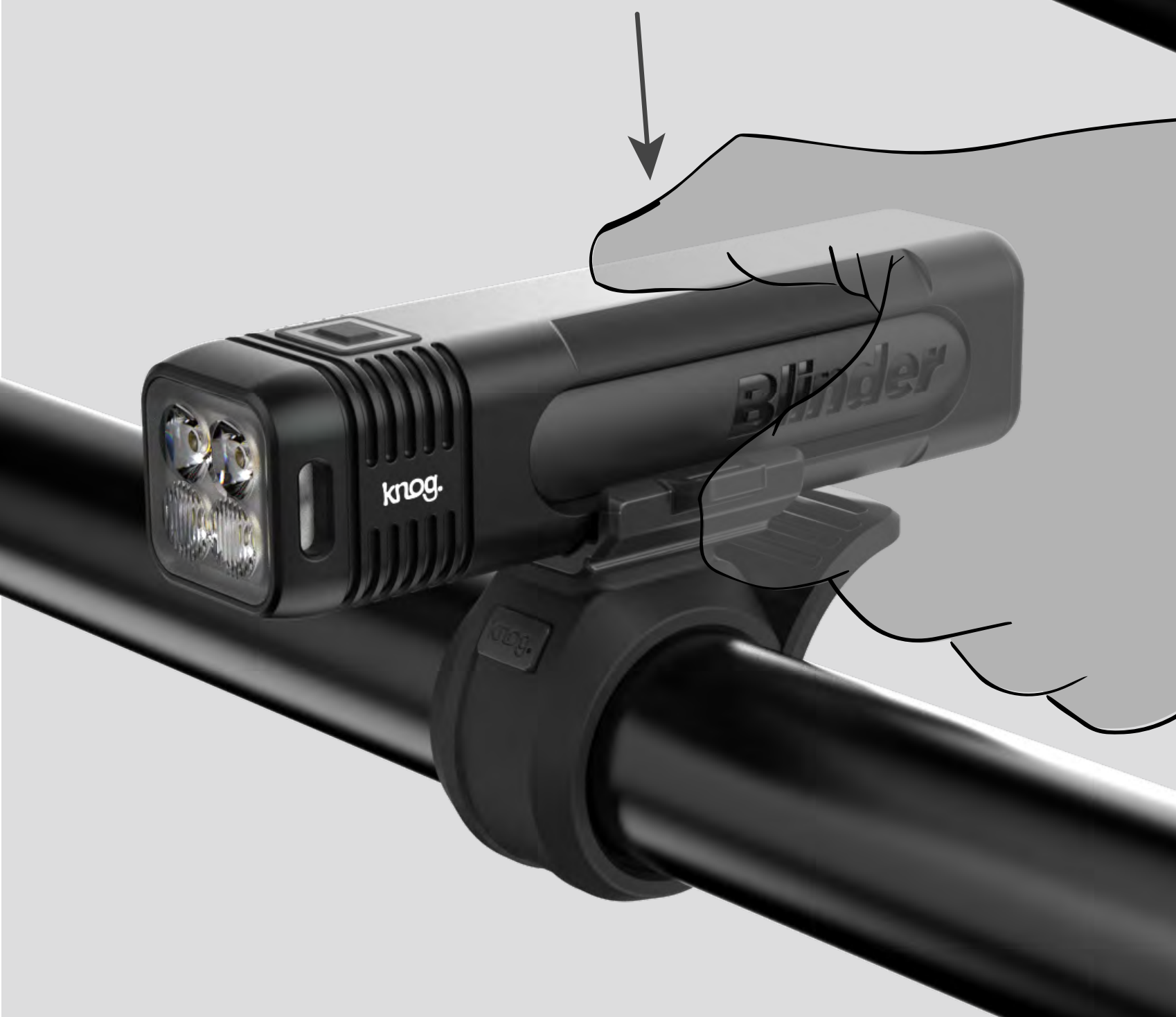
knog.
Blinder
knog.

COMPLETE MOUNTING BY PULLING UP ON THE TAB WHILE APPLYING DOWNWARD PRESSURE TO CLICK THE LIGHT INTO POSITION.
MAKE SURE THE LIGHT IS SECURE BEFORE RIDING!

TO REMOVE, PRESS DOWN ON TAB & GENTLY PULL LIGHT AWAY FROM CRADLE.

UNDER MOUNT



LOCKED

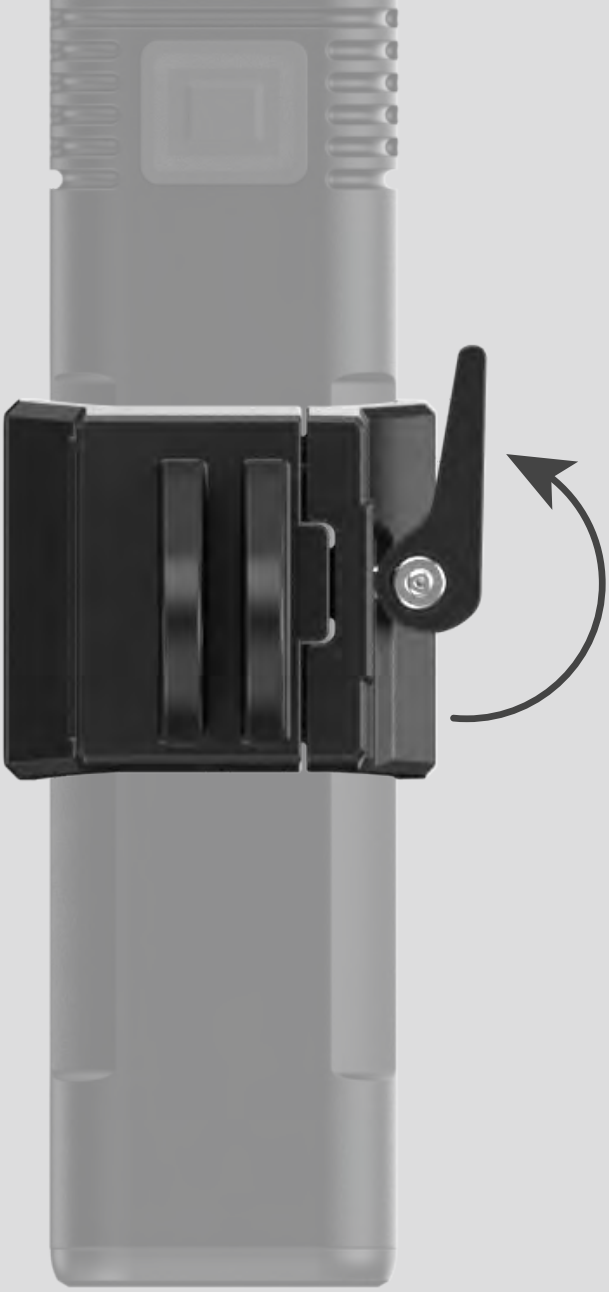

UN-LOCKED

UN-LOCKED.



PLACE THE LIGHT INSIDE THE MOUNT IN THE UN-LOCKED POSTION.


Blinder
knog.

LOCK THE UNDER-MOUNT.

⚠ MAKE SURE THE UNDER-MOUNT IS LOCKED BEFORE RIDING.
DO NOT RIDE WITH THE UNDER-MOUNT UNLOCKED!

REFER TO YOUR GO-PRO OR COMPUTER MOUNT INSTRUCTIONS TO COMPLETE BLINDER UNDER-MOUNT INSTALLATION.

MODES & RUNTIMES

MODE	LUMENS	RUNTIME
High	900	2hr
Medium	450	4hr
Low	200	8hr
Pulse	450	8hr
Strobe	200	16hr
Eco	130	120hr

DESIGNED BY KNOG
MELBOURNE, AUSTRALIA

2 YEAR WARRANTY

KNOG.COM